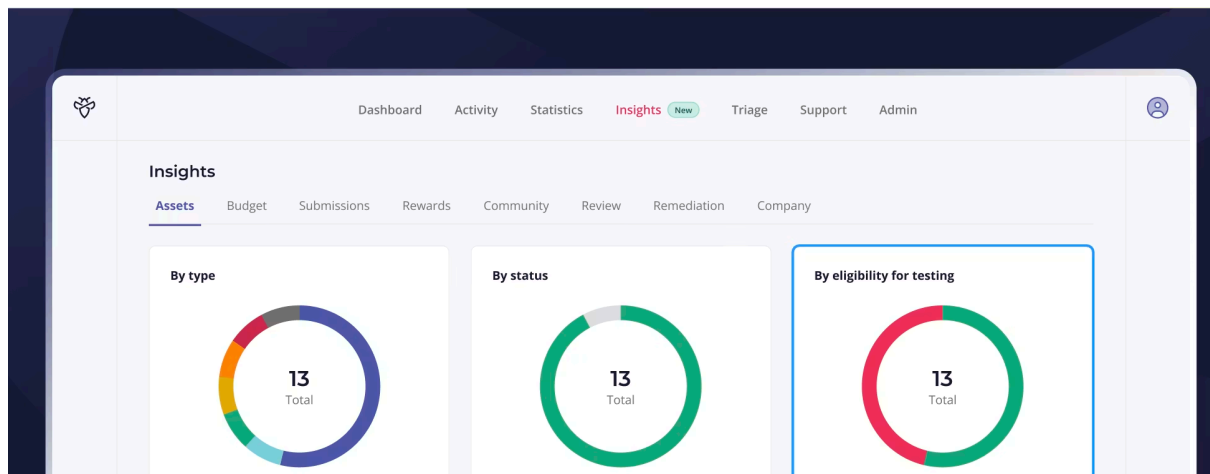




# Introducing Insights: self-serve reporting for security teams

BY ANDREA MEZA · MAY 28, 2026



Introducing Insights with Intigriti

Security teams running Bug Bounty programs often require similar insights and reporting to prove the value and ROI for security initiatives, and often ask questions such as:

1. What changed?
2. Where are we spending?
3. Are we improving?
4. What needs attention right now?

Until now, answering those questions often meant exporting data, stitching together spreadsheets, or pulling screenshots from multiple places.

Insights is our revamped analytics dashboard experience inside Intigriti. It brings key performance metrics and trends together in one place, with flexible filtering and exportable charts, so you can explain outcomes, track trends, and stay on top of operational throughput without manual reporting cycles.

## Summary of Insights

- **Explain outcomes clearly:** Tell a crisp story about spend, rewards, and results.
- **Spot trends early:** Understand how volume, severity, and vulnerability patterns evolve over time.
- **Keep work moving:** Track review and remediation throughput to prevent bottlenecks.

- **Share with confidence:** Export charts for stakeholder and exec updates, plus internal reporting.

## Why we built Insights

Security teams need reporting that is fast, repeatable, and easy to share. But too often, getting answers means exporting data, stitching together spreadsheets, or waiting on periodic reports.

We built Insights to bring key performance metrics and trends into one place, with flexible time ranges, filters, and exports. It is a foundation we will keep improving, so teams can get clear visibility today and build a consistent reporting rhythm over time.

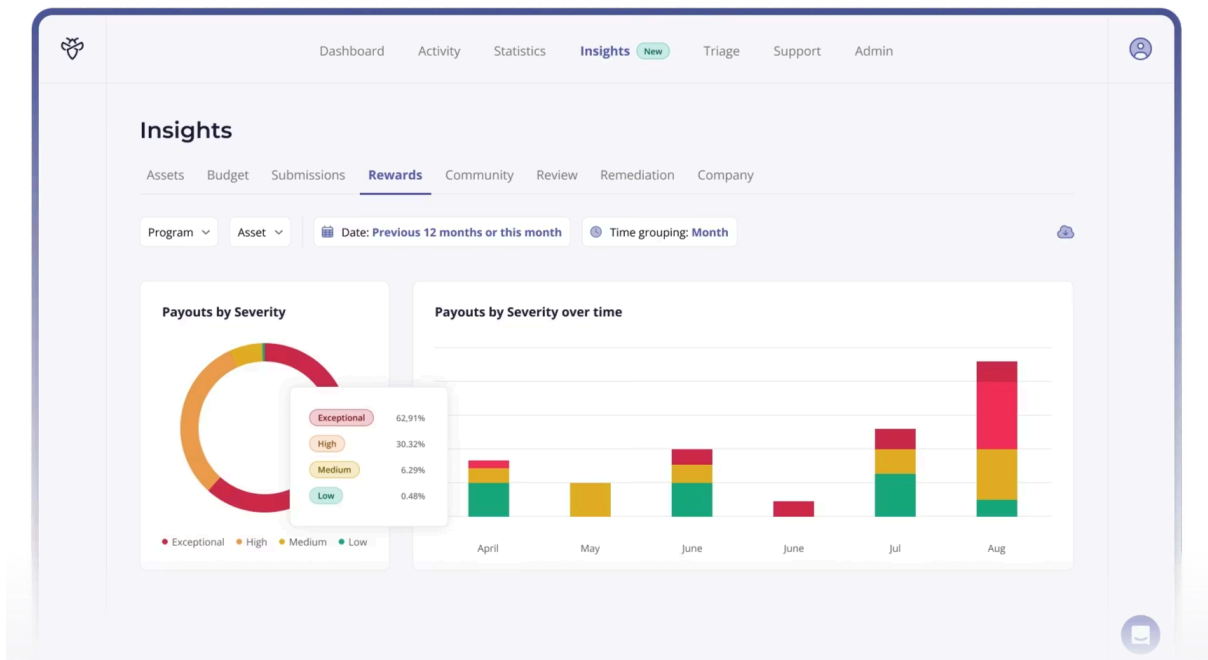
## What Insights helps you do

Insights is designed around the questions security teams need to answer.

### 1) Prove ROI and control spend

Insights makes spending and outcomes easy to explain. You can see budget and payouts over time, and how rewards break down by severity, so you can tell a clear story to leadership without building spreadsheets.

If spend shifts, you can filter by program, time period, and key dimensions to pinpoint what is driving the change, for example, a specific business unit, brand, or asset.

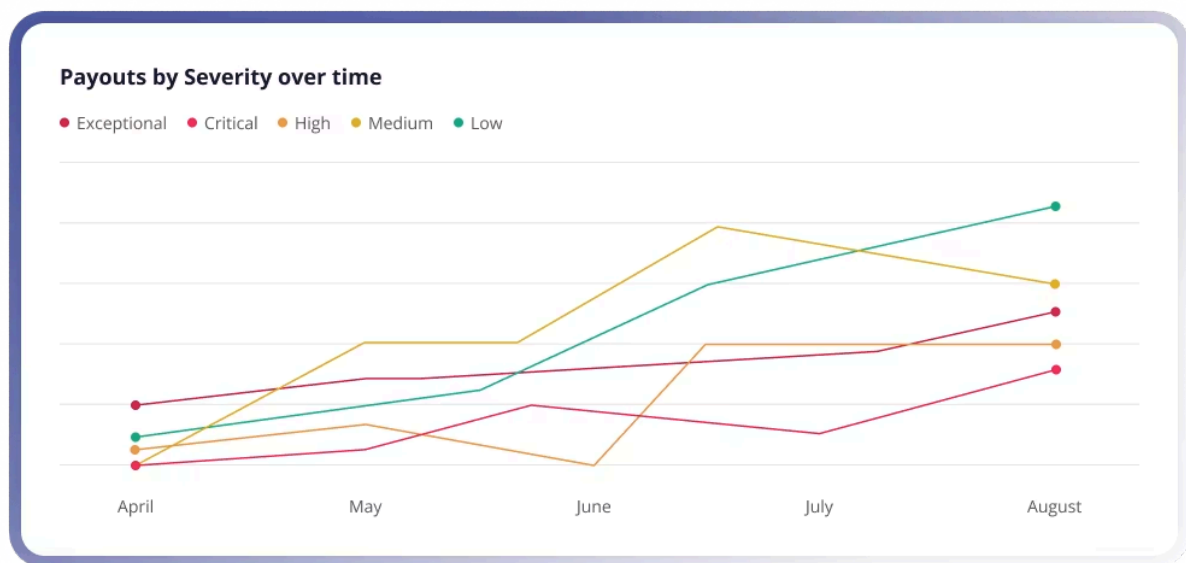


Prove ROI and control spend

### 2) Demonstrate security performance and risk trends

See how submissions evolve over time, from volume and severity to vulnerability patterns, so you can spot recurring themes and prioritize improvements.

When you see a trend move, filter to a specific period, program, or asset group to understand what changed and what to follow up on.

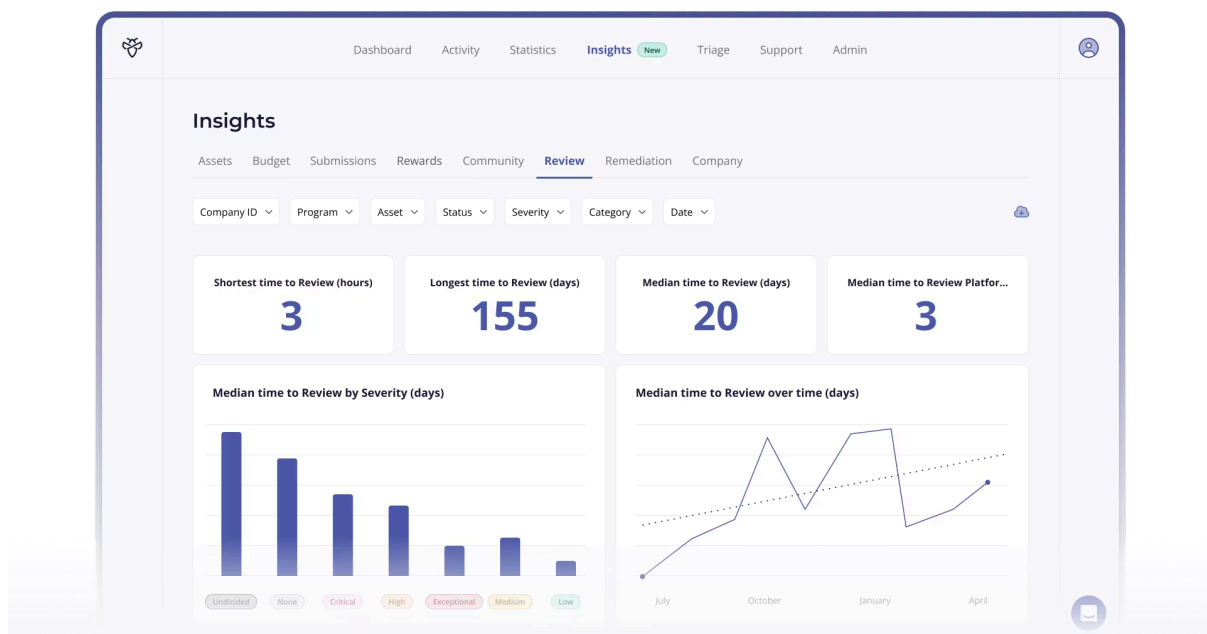


Demonstrate security performance and risk trends

### 3) Improve operational efficiency for review and remediation

Track whether review and remediation backlog is building up or clearing, so teams can prioritize follow-up before response-time targets are missed.

If throughput shifts, zoom in on the time period and programs where it changed to understand what drove it, then use the data to align priorities and keep work moving.

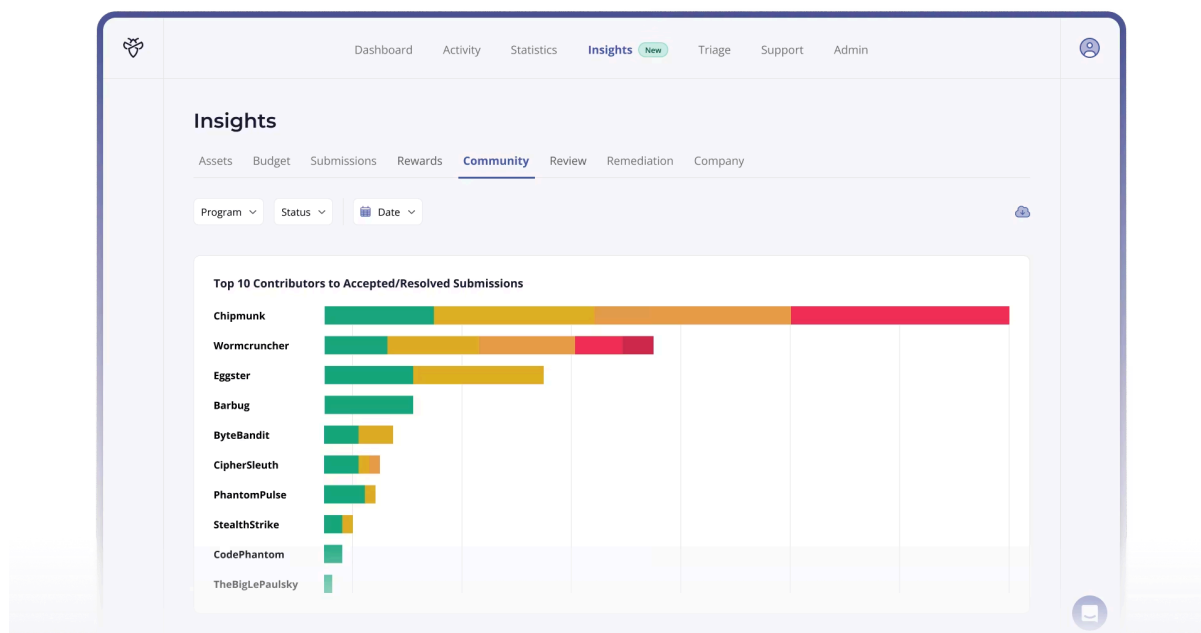


Improve operational efficiency for review and remediation

## 4) Grow and optimize your researcher community

Identify top contributors and understand where repeat engagement is building, so you can strengthen the community relationships that drive outcomes.

If engagement changes, focus on the programs and time period where it shifted, then take action through targeted outreach, invites to private programs, or incentive adjustments.



Grow and optimize your researcher community

## How Insights works

Insights is built to be simple to use and easy to share.

- **Explore by topic:** Purpose-built views cover key areas like submissions, budget, rewards, review, remediation, and community.
- **Filter to your reporting period:** Use a global date filter, plus dashboard filters where available, to zoom in and compare.
- **Export what you need:** Download charts as CSV, XLSX, JSON, or PNG to use in stakeholder updates, internal reporting, and operational reviews.

## See Insights in action

If you are evaluating Intigriti or want to learn more about Insights, reach out to your Intigriti CSM or [request a demo](#).

REQUEST A DEMO

[intigriti.com/demo](https://intigriti.com/demo)

VISIT THE WEBSITE

[intigriti.com](https://intigriti.com)

GET IN TOUCH

[hello@intigriti.com](mailto:hello@intigriti.com)